

## RECLAIM® ACRYLIC SNEEZE GUARDS

DIVWT

### RECLAIM® ACRYLIC SNEEZE GUARD CUBICLE WALL EXTENDER – Clamp-On

As employees return to the workplace and students return to their schools, we must rethink our environments to help maintain separation and safe distancing.

Luxor's RECLAIM Acrylic Sneeze Guards are protective barriers that come in a variety of smart mounting options. No matter what workspace configuration you're trying to retrofit, we have a divider solution that offers easy installation and superior performance. Easy to clean and constructed of high-quality materials, RECLAIM separation panels are designed to work with your existing furniture, delivering a cost-effective alternative to the replacement of desks, tables, and cubicle walls.

Our cubicle wall extender model offers a practical solution for low-rise cubicle-style workspaces. Rising a full 24" or 30" above the top edge of the wall, they provide extra protection from sneezes and coughs. Easily installed using the included hardware, these cubicle wall height extenders offer considerable cost savings over the replacement of cubicles.

#### Features:

- Creates barriers between people to help safeguard from coughs and sneezes
- Easy installation using the included hardware
- Mounts to the tops of standard cubicle walls
- Clear acrylic panels maintain a clear line of sight for open communication
- Easy to clean with a microfiber cloth and a solution of mild dish soap and water or commercial plastic cleaners rated safe for use on acrylics.\*
- Safe for use with water-soluble dry-erase markers\*\*

#### Specifications:

- Box includes: 1 panel and 2 clamps (24", 30", and 48" models) or 3 clamps (60" models)
- Panel material: Clear acrylic
- Clamp material: Powder-coated aluminum and steel
- Panel thickness: 1/4"
- Required tools: Allen wrench (included)

# RECLAIM® Acrylic Sneeze Guard Cubicle Wall Extender – Clamp-On

## DIVWT

Perfect for increasing the height of existing cubicle walls, these panels are easy to install and create effective barriers between workstations.




Item #	Item Description
DIVWT-2430C	24" x 30" Clear Acrylic Divider w/ 2 Divider Wall Top Clamps
DIVWT-3030C	30" x 30" Clear Acrylic Divider w/ 2 Divider Wall Top Clamps
DIVWT-4830C	48" x 30" Clear Acrylic Divider w/ 2 Divider Wall Top Clamps
DIVWT-6030C	60" x 30" Clear Acrylic Divider w/ 3 Divider Wall Top Clamps
DIVWT-2424C	24" x 24" Clear Acrylic Divider w/ 2 Divider Wall Top Clamps
DIVWT-3024C	30" x 24" Clear Acrylic Divider w/ 2 Divider Wall Top Clamps
DIVWT-4824C	48" x 24" Clear Acrylic Divider w/ 2 Divider Wall Top Clamps
DIVWT-6024C	60" x 24" Clear Acrylic Divider w/ 3 Divider Wall Top Clamps




DIVWT-CLAMP



DIVWT-2424C




DIVWT-4824C




DIVWT-3024C



DIVWT-6024C




DIVWT-2430C



DIVWT-4830C



DIVWT-3030C



DIVWT-6030C

### IMPORTANT WARNINGS:

**\*Proper Care and Cleaning of Acrylic – PLEASE READ BEFORE INSTALLING:** Acrylic sheeting can be damaged by harsh solvents and cleaners. Only use cleaning products labeled “commercial plastic cleaners”, or mild soap and water to remove dirt and debris. When applying the cleaner, use a non-abrasive lint-free or microfiber cloth that won't scratch the surface. Never use products containing ammonia, acetone, carbon tetrachloride, scouring compounds, alcohol, bleach, aromatics, or gasoline. Chemical glass cleaners (even if they are environmentally friendly, organic, or non-scented) are also not to be used. All solvents need to be wiped clean with fresh water and blotted dry to reduce and prevent water spotting. Failure to adhere to the above guidelines can cause yellowing, cracks, and scratches in acrylic sheeting and may give the surface a frosted appearance. It will also void the Limited Warranty – our Limited Warranty does not apply to any damage caused by or the result of improper cleaning, handling, installation, operation, maintenance, pressure washing, accident, fire, natural disaster, explosion, abuse, vandalism, chlorine, chemicals from sprinkler systems, or other external forces. This warranty shall be null and void if any harmful solvents are used to clean.

**\*\*Use of Dry-Erase Markers:** Water-soluble dry-erase markers are safe for use on these acrylic panels. Other forms of dry-erase markers are not recommended because they will be difficult to erase and could possibly leave stains and ghosting.