

Designer Series Blanket Warmers



The patient-friendly Designer Series allows you to put aesthetically pleasing warming units right where they are needed, allowing nurses and aides to maximize their time. The lighting inside the warmers softens the patient's room, placing more emphasis on comfort and care.

The Designer Series blanket warmers quickly and efficiently heat blankets to precise temperatures using WarmSafe™ zone heating technology. The heated shelves ensure every blanket is safely and evenly warmed by adjusting temperature throughout the cabinet. Our fan-less technology is designed to provide quiet warmth for patients, allowing them to get the rest they need for recovery. And with the absence of lint-clogged fans, these units are safe and easy to maintain.

WarmSafe Zone Heating: Heat is evenly balanced throughout the chamber to provide safe blanket warming.

Convenient: The hands-free, push button door is designed to make loading easier when carrying an armful of blankets.

Service: Our worldwide support team is dedicated to providing quality equipment. We walk with you every step of the way to maximize your return on investment.

Glass Door: Energy-efficient coated glass door reflects heat back into the cavity.

Mobile: Optional casters or mobile cart

Made in the USA with a commitment to quality

An ISO 13485:2016 certified company

Standard Features

- Windowed door
- Epoxy-coated exterior & interior surfaces
- Programmable control
- Interior lighting with a comforting blue glow
- Temperature management access point
- Four (4) non-skid rubber feet



4

DC150:

3-4 blankets

18

DC400: 1 basket,
14-18 blankets



Adjustable temperature range of

32°-71°C (90°-160°F)



DC150

DC400

Configurations (select one)

Models

- ☐ DC150 ☐ DC400

Door Assembly

- ☐ Blue epoxy coated window door (standard)

Door Swing

- ☐ Right hinged (only)

Door Lock

- ☐ No lock (standard) ☐ Manual lock

Electrical

- ☐ 120V 1PH ☐ 220V 1PH ☐ 230V 1PH

Accessories (select all that apply)

Bumper and Caster Assembly 3" (76mm) casters, 2 rigid, 2 swivel with Brake; overall height increases by 5" (127mm)

- ☐ DC400 (5017547)

Caster Package with Plate 3" (76mm) casters, 2 rigid, 2 swivel with Brake; overall height increases by 5" (127mm)

- ☐ DC400 (5017543))

Cart, Mobile for use with DC150, DC400

- ☐ 3.5" (89mm) casters, 2 swivel; 2 swivel with brake (5024661);
36.5" (927mm) H x 26" (660mm) W x 26" (660mm) D

Anchorage (4 required)

- ☐ Anti-tip bracket (1014403)

Stacking Kits

It is recommended that fluid warming units be placed at or near the bottom of the stacked configuration whenever possible for maximum stability

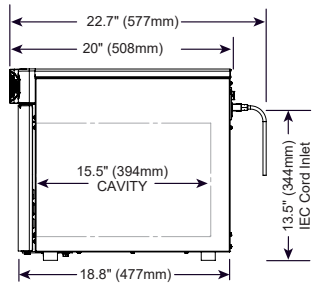
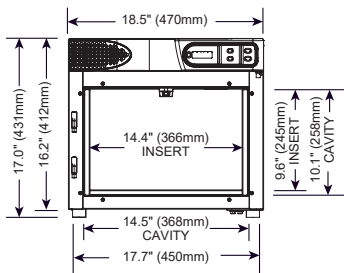
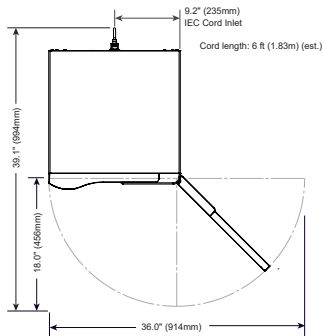
- ☐ DC400 stacked with DC400 or DC400L (5013024)

Designer Series Fluid Warming Cabinet

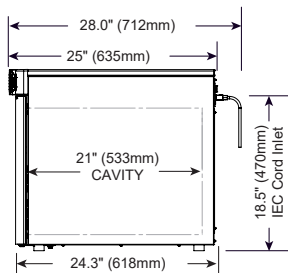
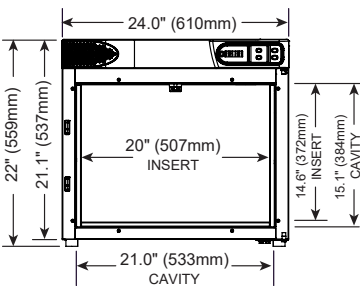
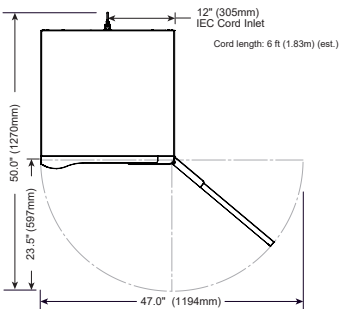


Specification

DC150



DC400



Top: 1"
Left: 1"
Right: 1"
Back: 3"



Model	Exterior (H x W x D)	Interior (H x W x D)	Net Weight
DC150	17" (432mm) x 18.5" (470mm) x 20" (508mm)	10" (254mm) x 15.5" (394mm) x 16.25" (413mm)	56 lbs (25 kg)
DC400	22" (559mm) x 24" (610mm) x 25" (635mm)	15.25" (387mm) x 21" (533mm) x 21.5" (546mm)	86 lbs (39 kg)
Ship Dimensions (L x W x H)*			
DC150	23" x 24" x 21"		60 lbs
DC400	31" x 31" x 32"		144 lbs

*Domestic ground shipping information. Contact factory for export weight and dimensions.



	V	Ph	Hz	A	kW	Plug Configuration
DC150	120	1	60	5	0.6	NEMA 5-15P; 15A 125V Plug; Hospital Grade
	220	1	50	2.7	0.6	CEE 7/7 220-230V Plug
	230	1	50	2.6	0.6	BS 1363 Plug; CEE 7/7 220-230V Plug
DC400	120	1	60	6.7	0.8	NEMA 5-15P; 15A 125V Plug; Hospital Grade
	220	1	50	3.6	0.8	CEE 7/7 220-230V Plug
	230	1	50	3.5	0.8	BS 1363 Plug; CEE 7/7 220-230V Plug

*Other international plugs are available, contact the manufacturer for more information.

**Electrical connections must meet all applicable federal, state and local codes.



IP-X0

CONTACT US

W164 N9221 Water Street | Menomonee Falls, Wisconsin 53051 | U.S.A.
Phone: 262.251.8356 | 800.862.9276 | Fax: 262.251.7067 | enthermics.com