



Posey® Cuff Liners

APPLICATION INSTRUCTIONS:

E.D. Security Cuffs

1. Orient the liner and the E.D. Security Cuff as shown in Figure A. (The black side of the cuff liner is facing toward you with the elastic straps up.)
2. Thread the Security Cuff through the elastic straps of the cuff liner and pull the liner until the end lines up with the buckle end of the Security Cuff. See Figure B.
3. Apply cuff as directed in Posey Instruction Sheet.

One size fits all. Cuff liners can be trimmed to fit. Packaged in pairs. Made of washable neoprene. Posey Cuff Liners are color-coded for easy identification.

Cat. No. 2720W Posey Cuff Liner (For wrists)
Size: 3 1/2" x 8 1/4", Blue.

Cat. No. 2720A Posey Cuff Liner (For ankles)
Size: 3 1/2" x 12", Red.

Laundering instructions:

Machine wash warm. For best results, lay flat to dry. May be sterilized using bleach as directed on container.

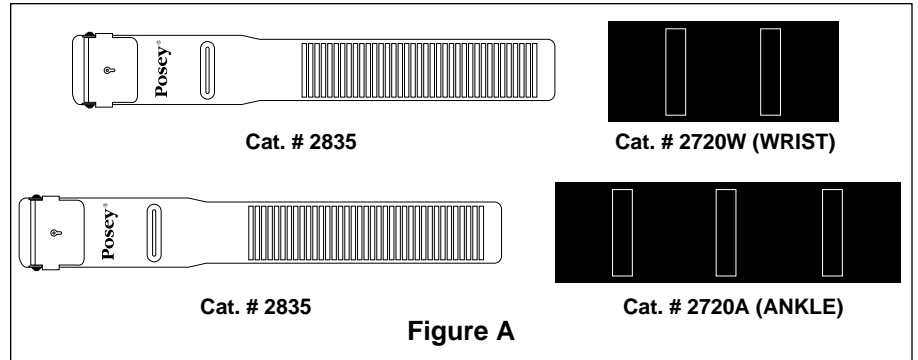


Figure A

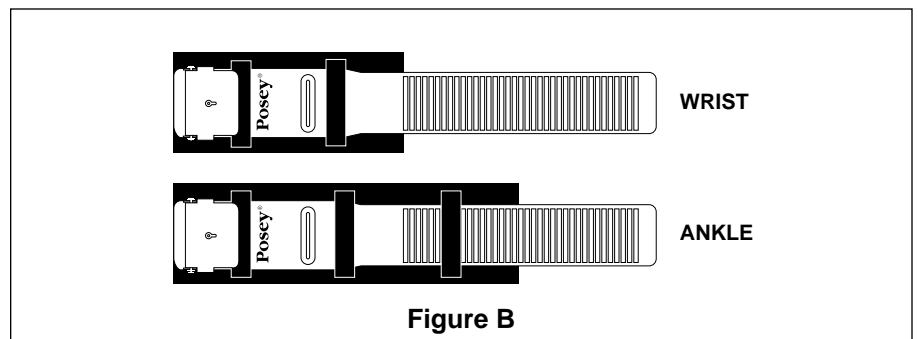


Figure B

APPLICATION INSTRUCTIONS:

Leather Cuffs

1. Orient the liner and the Leather Cuffs as shown in Figure C. (The black side of the cuff liner is facing toward you with the elastic straps up.)
2. Thread the Leather Cuff through the elastic straps of the cuff liner and pull the liner until the end lines up with the end of the Leather Cuff. See Figure D.
3. Apply cuff as directed in Posey instruction sheet.

One size fits all. Cuff liners can be trimmed to fit. Packaged in pairs. Made of washable neoprene. Posey Cuff Liners are color-coded for easy identification.

Cat. No. 2720W Posey Cuff Liner (For wrists)
Size: 3 1/2" x 8 1/4", Blue.

Cat. No. 2720A Posey Cuff Liner (For ankles)
Size: 3 1/2" x 12", Red.

Laundering instructions:

Machine wash warm. For best results, lay flat to dry. May be sterilized using bleach as directed on container.

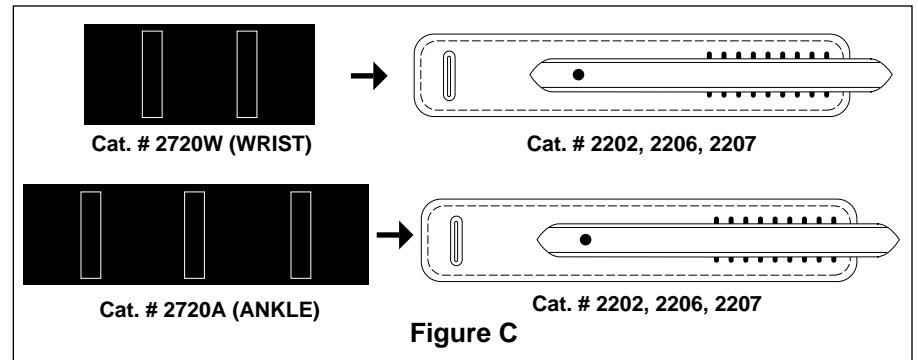


Figure C

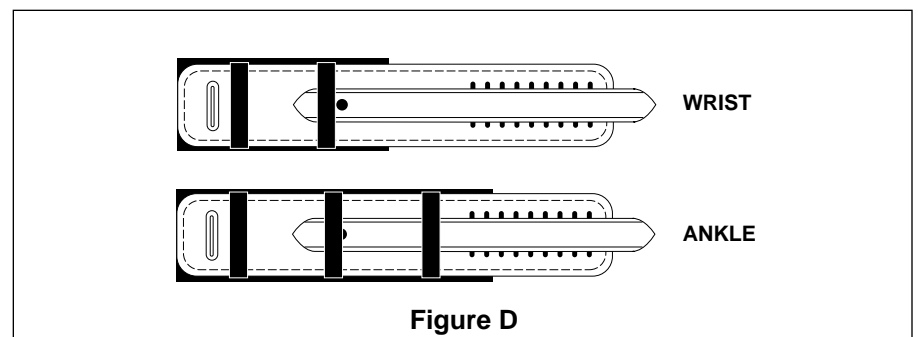


Figure D